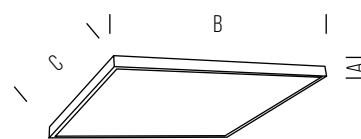



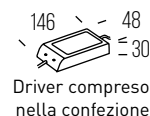


PANNELLO LED 600X600 A ELEVATO COMFORT VISIVO
NEW

CATEGORIA SCONTO 23



DIMENSIONI	A	B	C
1	10	595	595


IT

- Pannello LED spessore 10mm ad illuminazione laterale
- Progettato per il massimo comfort visivo : basso abbagliamento UGR<19 e alta resa cromatica CRI>90
- Cornice in alluminio verniciato bianco RAL9016
- Protezione frontale IP40 (posteriore IP20)
- Driver separato flicker-free con connettore rapido DC
- In opzione: KIT per montaggio a plafone, sospensione ed incasso
- In opzione: KIT emergenza con montaggio semplificato tramite connettori DC

EN

- LED panel 10mm thick with side light source
- Engineered for highest viewing comfort: low glare UGR>19 and high chromatic rendering CRI>90
- Frame in aluminium with white paint finish RAL9016
- Front protection IP40 (rear IP20)
- Separate flicker-free driver with quick fit DC power connector
- Optional: KIT for surface mounting, suspension and recessed
- Optional: emergency KIT for easy assembly using DC power connectors


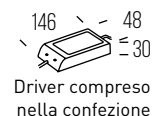
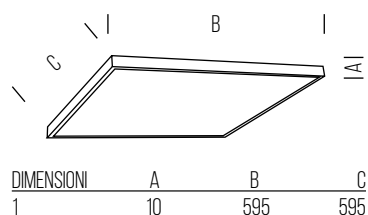


POTENZA WATT	BASE	KELVIN	LUMEN LM	FASCIO °	MISURE MM	VARIANTE	CODICE	EAN	IMBALLO	PREZZO €
38	-	3000	3200	90	1	UGR<19	LD3PAN3852U9	8031453022952	1/6	63,00
38	-	4000	3200	90	1	UGR<19	LD3PAN3853U9	8031453022969	1/6	63,00



PANNELLO LED 600X600 ALTA EFFICIENZA 100LM/W

NEW
CATEGORIA SCONTO 23



IT

- Pannello LED spessore 10mm ad illuminazione laterale
- Cornice in alluminio verniciato bianco RAL9016
- Protezione frontale IP40 (posteriore IP20)
- Driver separato flicker-free con connettore rapido DC
- In opzione: KIT per montaggio a plafone, sospensione ed incasso
- In opzione: KIT emergenza con montaggio semplificato tramite connettori DC
- In opzione: driver dimmerabile 1-10V e DALI (di prossima disponibilità)

EN

- LED panel 10mm thick with side light source
- Frame in aluminium with white paint finish RAL9016
- Front protection IP40 (rear IP20)
- Separate flicker-free driver with quick fit DC power connector
- Optional: KIT for surface mounting, suspension and recessed
- Optional: emergency KIT for easy assembly using DC power connectors
- Optional: dimmable driver 1-10V and DALI (available soon)



POTENZA WATT	BASE	KELVIN	LUMEN LM	FASCIO °	MISURE MM	VARIANTE	CODICE	EAN	IMBALLO	PREZZO €
38	-	3000	3800	110	1	-	LD3PAN3852	8031453021740	1/6	53,00
38	-	4000	3800	110	1	-	LD3PAN3853	8031453021757	1/6	53,00
38	-	4000	3800	90	1	UGR<19	LD3PAN3853U	8031453021771	1/6	61,00


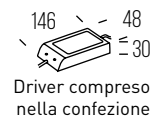
PANNELLO LED 300X1200 ALTA EFFICIENZA 100LM/W

NEW

CATEGORIA SCONTO 23



DIMENSIONI	A	B	C
1	10	1195	295



IT

- Pannello LED spessore 10mm ad illuminazione laterale
- Cornice in alluminio verniciato bianco RAL9016
- Protezione frontale IP40 (posteriore IP20)
- Driver separato flicker-free con connettore rapido DC
- In opzione: KIT per montaggio a plafone, sospensione ed incasso
- In opzione: KIT emergenza con montaggio semplificato tramite connettori DC
- In opzione: driver dimmerabile 1-10V e DALI (di prossima disponibilità)

EN

- LED panel 10mm thick with side light source
- Frame in aluminium with white paint finish RAL9016
- Front protection IP40 (rear IP20)
- Separate flicker-free driver with quick fit DC power connector
- Optional: KIT for surface mounting, suspension and recessed
- Optional: emergency KIT for easy assembly using DC power connectors
- Optional: dimmable driver 1-10V and DALI (available soon)



25.000 H

INSTANT

CLASS II

-20° +45°


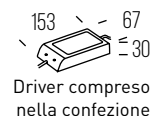
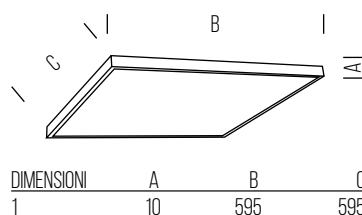


POTENZA WATT	BASE	KELVIN	LUMEN LM	FASCIO °	MISURE MM	VARIANTE	CODICE	EAN	IMBALLO	PREZZO €
38	-	4000	3800	110	1	-	LD3PAN3853B	8031453021764	1/6	60,00
38	-	4000	3800	90	1	UGR<19	LD3PAN3853UB	8031453021788	1/6	67,00



PANNELLO LED 600X600 ALTISSIMA EFFICIENZA 110LM/W UGR<19

NEW
CATEGORIA SCONTO 23



IT

- Pannello LED spessore 10mm ad illuminazione laterale
- Altissima Efficienza 110lm/W
- Lunga durata prevista 50.000h
- LGP in PMMA non ingiallisce garanzia 5 anni
- Cornice in alluminio verniciato bianco RAL9016
- Protezione frontale IP40 (posteriore IP20)
- Driver separato flicker-free con connettore rapido DC
- In opzione: KIT per montaggio a plafone, sospensione ed incasso
- In opzione: KIT emergenza con montaggio semplificato tramite connettori DC

EN

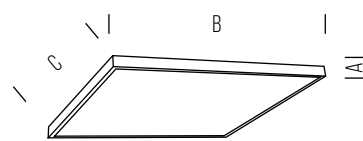
- LED panel 10mm thick with side light source
- Very high efficiency 110lm/W
- Long life 50,000h
- Light guide plate in non-yellowing PMMA 5-year warranty
- Frame in aluminium with white paint finish RAL9016
- Front protection IP40 (rear IP20)
- Separate flicker-free driver with quick fit DC power connector
- Optional: KIT for surface mounting, suspension and recessed
- Optional: Emergency KIT for easy assembly using DC power connectors

POTENZA WATT	BASE	KELVIN	LUMEN LM	FASCIO °	MISURE MM	VARIANTE	CODICE	EAN	IMBALLO	PREZZO €
45	-	3000	5000	90	1	UGR<19	LD3PAN4552U	8031453022631	1/6	93,00
45	-	4000	5000	90	1	UGR<19	LD3PAN4553U	8031453022648	1/6	93,00


PANNELLO LED RETROILLUMINATO 600X600 ALTA EFFICIENZA 100LM/W

NEW

CATEGORIA SCONTO 23



DIMENSIONI	A	B	C
1	34	595	595



IT

- Pannello LED retroilluminato
- Non necessita di LGP
- Cornice in alluminio verniciato bianco RAL9016
- Driver isolato integrato nel corpo dell'apparecchio
- In opzione: KIT per montaggio a plafone, sospensione ed incasso

EN

- Backlit LED panel
- Light guide plate not required
- Frame in aluminium with white paint finish RAL9016
- Isolated driver incorporated in luminaire
- Optional: KIT for surface mounting, suspension and recessed

IP20

220v
240v

25.000 H

INSTANT

CLASS II

-10° +45°

NOT DIMMABLE

POTENZA WATT	BASE	KELVIN	LUMEN LM	FASCIO °	MISURE MM	VARIANTE	CODICE	EAN	IMBALLO	PREZZO €
36	-	3000	3600	110	1	-	LD4PAN3652	8031453022037	1/4	40,00
36	-	4000	3600	110	1	-	LD4PAN3653	8031453022044	1/4	40,00